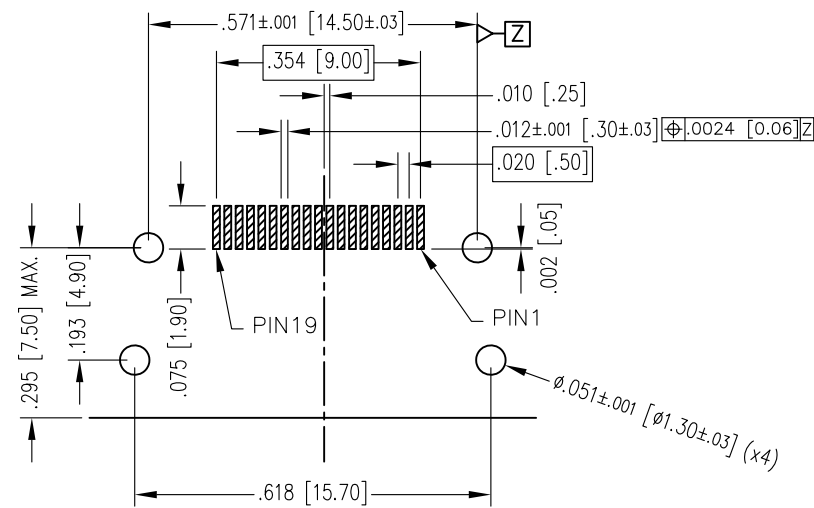
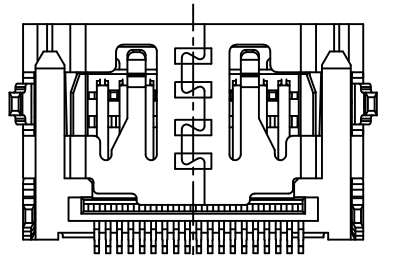
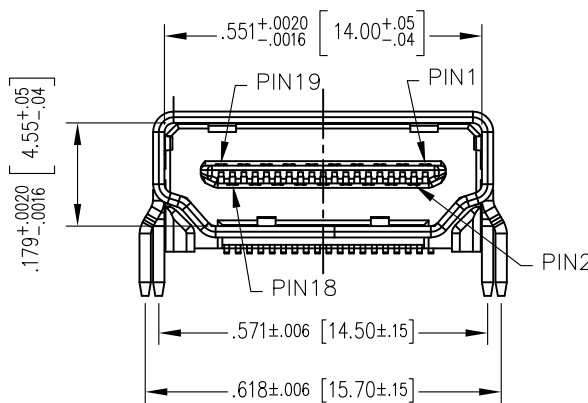
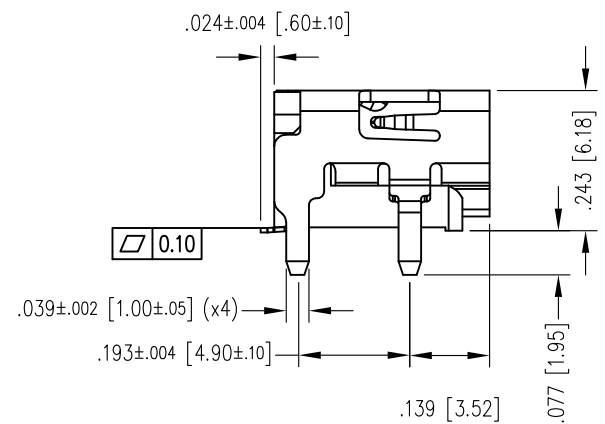
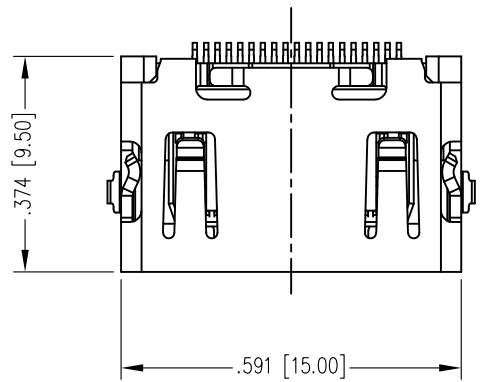


DATE	REV	ECN	APP'D. BY
5-16-19	A0	-	-



RECOMMENDED PCB LAYOUT
TOP VIEW (THICKNESS=.063 [1.60])
GENERAL TOLERANCE ±.002 [.05]



- NOTES:
- MATERIAL:**
HOUSING AND BRACKET: HIGH TEMP.THERMOPLASTIC, UL 94V-0
COLOR: BLACK.
CONTACT: COPPER ALLOY, THICKNESS =0.20MM
SHIELD: SPCC, THICKNESS=0.50MM
 - FINISH:**
CONTACT: 30u" GOLD PLATING ON CONTACT AREA
80u"MIN ,MATTE TIN PLATED ON SOLDER TAILS
50u" MIN. NICKEL UNDER PLATED OVER ALL
SHIELD: 50u" MIN. NICKEL PLATED OVER ALL
 - MECHANICAL CHARACTERISTICS**
INSERTION FORCE: 44.1N MAX
EXTRACTION FORCE: 9.8N MIN, 39.2N MAX
MATING CYCLE: 10000 CYCLES
 - ELECTRICAL CHARACTERISTICS**
CURRENT RATING: 0.5A
VOLTAGE RATING: 40V
CONTACT RESISTANCE: 10 MILLOHMS OHMS MAX
(EXCLUDING CONDUCTOR RESISTANCE)
INSULATION RESISTANCE:
a, UNMATED: 100M OHMS MIN AT 500 VDC
b, MATED: 10M OHMS MIN AT 150 VDC
DIELECTRIC WITHSTANDING VOLTAGE: 300V AC/1MINUTE
OPERATING TEMPERATURE: -20°C--+85°C
STORAGE TEMPERATURE: -20°C--+65°C
 - PACKAGING**
50 PARTS PER TRAY
800 PARTS PER CARTON
TRAY DIMENSIONS: 9.8x6.5x0.6 [250x165x16]

30 MICRO-INCHES [0.76um]	SS-53000-001
CONTACT PLATING IN MATING AREA	PART NUMBER

THIRD ANGLE PROJECTION

stewart
CONNECTOR
a bel group

1118 Susquehanna Trail South
Glen Rock, PA 17327-9199
(717) 235-7512
<http://www.stewartconnector.com>

DO NOT SCALE DRAWING DRAWING IS SUBJECT TO CHANGE WITHOUT NOTICE	TITLE: HDMI JACK RIGHT ANGLE WITHOUT FLANGE	
DIMENSIONS: INCHES [METRIC]	DRN BY: JMM	DATE 4-9-19
UNLESS OTHERWISE SPECIFIED TOLERANCES ARE ±.008 [0.20] ANGLES ARE ± 1°	APPD BY: ADB	DATE 5-16-19
SHEET NO. 1 OF 1	DWG NO. CT530001	REV. A0

